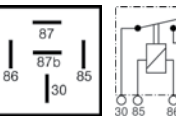




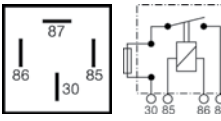


Relay, main current



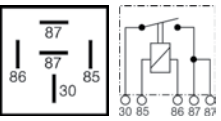


Relay, main current
Combi Switch Function: Lock
Rated Voltage: 12 V
Rated Current: 20 A
Article number: 75613116



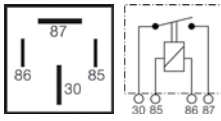
Relay, main current
Combi Switch Function: Lock
Rated Voltage: 12 V
Rated Current: 30 A
Article number: 75613121



Relay, main current
Combi Switch Function: Lock
Rated Voltage: 12 V
Rated Current: 30 A
Info: with fuse
Article number: 75613113



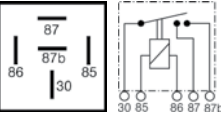


Relay, main current
Combi Switch Function: Lock
Rated Voltage: 12 V
Rated Current: 40 A
Article number: 75613211



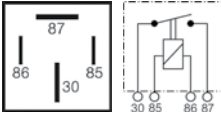


Relay, main current
Combi Switch Function: Lock
Rated Voltage: 12 V
Rated Current: 70 A
Article number: 75613143



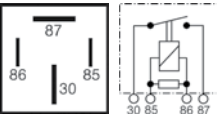


Relay, main current
Power relay
Function: High Performance Contact
Version: with suppression diode
Rated Voltage: 12 V
Rated Current: 200 A
Info: with suppression diode
Article number: 75613302



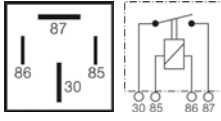


Relay, main current
Combi Switch Function: Lock
Rated Voltage: 24 V
Rated Current: 20 A
Article number: 75613117



Relay, main current
Combi Switch Function: Lock
Rated Voltage: 24 V
Rated Current: 40 A
Article number: 75613124



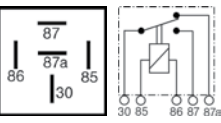


Relay, main current
Combi Switch Function: Lock
Rated Voltage: 24 V
Rated Current: 70 A
Info: with resistance
Article number: 75613196



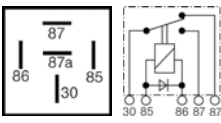


Relay, main current
Combi Switch Function: Lock
Rated Voltage: 24 V
Rated Current: 100 A
Article number: 75613101



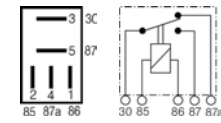


Relay, main current
Power relay
Combi Switch
Function: High Performance Contact
Version: with suppression diode
Rated Voltage: 24 V
Rated Current: 300 A
Info: with Diode
Article number: 75613313



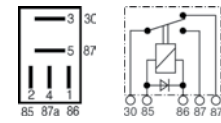


Relay, main current
Combi Switch
Function: Directional Contact
Rated Voltage: 12 V
Rated Current: 20/30 A
Article number: 75613151



Relay, main current
Combi Switch
Function: Directional Contact
Rated Voltage: 24 V
Rated Current: 10/20 A
Info: with diode with retaining strap
Article number: 75613164




Relay, main current
Combi Switch
Function: Directional Contact
Rated Voltage: 12 V
Rated Current: 10/20 A
Article number: 75613174



Relay, main current
Combi Switch
Function: Directional Contact
Rated Voltage: 24 V
Rated Current: 5/10 A
Info: with diode
Article number: 75613193

Relay Socket



Relay, main current
Combi Switch Function: Lock
Rated Voltage: from 9 to 30 V
Rated Current: 25 A
Article number: 75614201



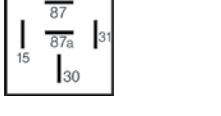


Relay Socket
Number of Poles: 9
Info: with holder
Plug Type: Blade Terminal Sleeve
Port Type: 5 x 6,3 mm
4 x 2,8 mm
Article number: 50290266



Relay Socket
Number of Poles: 9
Info: with holder
Plug Type: Blade Terminal Sleeve
Port Type: 4 x 2,8 mm
3 x 6,3 mm
2 x 9,5 mm
Article number: 50390220



Relay Socket
Number of Poles: 5
Info: with holder
Plug Type: Blade Terminal Sleeve
Port Type: 2 x 6,3 mm
3 x 4,8 mm
Article number: 50290309

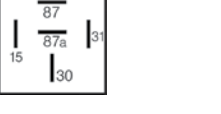




Control Unit
impulse relays
Rated Voltage: 12 V
Rated Current: 15 A
Adjustment Range: 1 - 30 sec.
Article number: 75614211

Time Relay



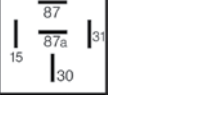


Control Unit
Toggle relay
Rated Voltage: 12 V
Rated Current: 20/10 A
Article number: 75614197



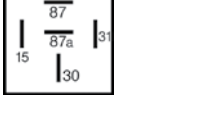


Control Unit
voltage monitor
Rated Voltage: 11,5 bis 12,5 V
Rated Current: 15 A
Article number: 75614214



Control Unit, glow plug
Rated Voltage: 12 V
Number of Poles: 8
Number of Cylinders: 4
Article number: 75614309



Time Relay
Rated Voltage: 12 V
Rated Current: 15 A
Info: Switch-off delay
Article number: 75614005



Time Relay
Rated Voltage: 24 V
Rated Current: 15 A
Info: Switch-on delay
Article number: 75614204

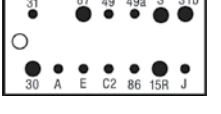


Flasher Unit



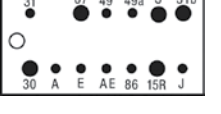


Flasher Unit
Rated Voltage: 12 V
Switching Capacity: 2/4 x 21 + 5 W
Article number: 75605148



Flasher Unit
Rated Voltage: 12 V
Switching Capacity: 2 + 1 + 1/8 x 21 W
Article number: 75605146



Flasher Unit
Rated Voltage: 12 V
Switching Capacity: 2 + 1/6 x 21 W
Version: C2
Article number: 75605127



Flasher Unit
Rated Voltage: 12 V
Switching Capacity: 2 + 1/6 x 21 W
Version: for trailer
Article number: 75605154



Flasher Unit
Rated Voltage: 24 V
Switching Capacity: 3 + 1(8) x 21 W
Article number: 75605139

Voltage Transformer



Flasher Unit
Rated Voltage: 12 V
Switching Capacity: from 0,1 to 30 W
Light Design: LED
Article number: 75605032



Voltage Transformer
Input Voltage: 24 V
Output Voltage: 12 V
Rated Power: 6 x 70 W
Plug Type ID: 24V 7pol.->12V 7pol.
Article number: 76121156



Voltage Transformer
Input Voltage: 24 V
Output Voltage: 12 V
Rated Power: 6 x 70 W
Plug Type ID: 24V 7pol.->12V 13pol.
Article number: 76121158



Voltage Transformer
Input Voltage: 24 V
Output Voltage: 12 V
Rated Power: 6 x 70 W
Plug Type ID: 24V 15pol.->12V 7pol.
Article number: 76121157



Voltage Transformer
Input Voltage: 24 V
Output Voltage: 12 V
Rated Power: 7 x 70 W
Plug Type ID: 24V 15pol.->12V 13pol.
Article number: 76121155



Voltage Transformer for trailer
Input Voltage: 24 V
Output Voltage: 12 V
Rated Power: 2 x 21 + 5 x 60 W
Article number: 76121251



Voltage Transformer
Input Voltage: 12 V
Output Voltage: 24 V
Rated Power: 7 x 130 W
Light Function: with reverse light
Article number: 76121451



Voltage Transformer
ABS/EBS converter
Input Voltage: 12 V
Output Voltage: 27 V
Rated Power: 240 W
Rated Current: 10 A
Article number: 76121352



Voltage Transformer
Input Voltage: 24 V
Output Voltage: 12 V
Rated Power: 36 W
Rated Current: 3 A
Article number: 76300003



Voltage Transformer
Input Voltage: 24 V
Output Voltage: 12 V
Rated Power: 144 W
Rated Current: 12 A
Article number: 76300012

Inverter



Inverter
Inverto 140
Input Voltage: 12 V
Output Voltage: 230 V
Rated Power: 140 W
Rated Current: 14 A
Article number: 76200140



Inverter
Inverto 1000-12
Input Voltage: 12 V
Output Voltage: 230 V
Rated Power: 1000 W
Rated Current: 83 A
Article number: 76201000



Inverter
Inverto 2500-12
Input Voltage: 12 V
Output Voltage: 230 V
Rated Power: 2500 W
Rated Current: 208 A
Article number: 76202500



Inverter
Inverto 1500-12Si
Input Voltage: 12 V
Output Voltage: 230 V
Rated Power: 1500 W
Rated Current: 125 A
Article number: 76301500



Inverter
Inverto 1500-24Si
Input Voltage: 24 V
Output Voltage: 230 V
Rated Power: 1500 W
Rated Current: 62,5 A
Article number: 76301502